

Mine. Enhance. Sustain.



HC Wainwright Mining Conference

Niël Pretorius
Chief Executive Officer

30 November – 1 December 2021

Mine. Enhance. Sustain.



DISCLAIMER

Many factors could cause the actual results, performance or achievements to be materially different from any future results, performance or achievements that may be expressed or implied by such forward-looking statements, including, among others, adverse changes or uncertainties in general economic conditions in the markets we serve, a drop in the gold price, a sustained strengthening of the Rand against the Dollar, regulatory developments adverse to DRDGOLD or difficulties in maintaining necessary licenses or other governmental approvals, changes in DRDGOLD's competitive position, changes in business strategy, any major disruption in production at key facilities or adverse changes in foreign exchange rates and various other factors. These risks include, without limitation, those described in the section entitled "Risk Factors" included in our annual report for the fiscal year ended 30 June 2020, which we filed with the United States Securities and Exchange Commission on 29 October 2020 on Form 20-F. You should not place undue reliance on these forward-looking statements, which speak only as of the date thereof. We do not undertake any obligation to publicly update or revise these forward-looking statements to reflect events or circumstances after the date of this report or to the occurrence of unanticipated events. Any forward-looking statements included in this presentation have not been reviewed and reported on by DRDGOLD's auditors.

12 THINGS YOU NEED TO KNOW ABOUT US

1. South Africa-based world leader in large-scale gold tailings retreatment

- **5.73Moz** reserve
- **10.39Moz** resource
- **1 000km² +** operating footprint

3. Low operating risk

- relative to deep-level underground mining
- ‘mining where the **sun shines**’
- summer **rainfall** the biggest risk ITO operational disruption



4. Highly mechanised

- **Digitisation** – 24/7/365 operational surveillance
- **Small, skilled and experienced** workforce
- Years-long track record of **labour stability**

2. Two Witwatersrand operations

- **Ergo**
 - **3.13Moz** reserve
 - **7.79Moz** resource
- **Far West Gold Recoveries**
 - **2.60Moz** reserve and resource

5. R&D programme

- Getting **more** out of **less**

6. Sound regulator relationships

- **Broad Based** Black Economic Empowerment
- **Mineral and Petroleum** Resources Development Act-compliant



12 THINGS YOU NEED TO KNOW ABOUT US

7. Power, water supply stability

- Working **arrangement** with power utility Eskom
- Reducing **grid dependence** option
- Reducing **potable water** dependence

8. Compelling ESG proposition

- Reversing gold mining's **environmental legacy**
- **Liberating land** for redevelopment
- Empowering **host communities**

9. No 1 among top 100 JSE-listed companies in 2020

- Highest shareholder returns over the **past five years.**



10. Dividends

- **14 years'** uninterrupted payments

11. Market capitalisation

- **R12 908m (US\$942m)** as at 30 June 2021

12. Growth prospects

- Gold and beyond, leveraging **Sibanye-Stillwater relationship**

OUR JOURNEY FROM SD TO ESG



**10+ years
value-add from
Five Capitals
integration**

golden thread
informing

Strategy

Deployment
of resources

Capital



FINANCIAL
CAPITAL

- Healthy cashflow
- Dividends
- Unhedged
- Strong cash position
- Conservative capital management
- No debt



MANUFACTURED
AND INTELLECTUAL
CAPITAL

- Integrated water circuit
 - reduction in use of potable water
- Extensive automation
 - safe, reliable
- Information management system
 - maintains extraction efficiencies
 - not more than 180-220 parts per billion surrendered



SOCIAL
CAPITAL

- Poverty alleviation
- Youth development
- Broad Based Livelihoods Programme – 4 500 people reached to date
- Maths, Science, Accounting Programme – 8 schools, 2 teachers, 662 pupils reached to date



NATURAL
CAPITAL

- Dust suppression
- Tailings storage facility vegetation
- 911 hectares of land rehabilitated for redevelopment over 10 years
- Water management
- 61% reduction in potable water use over 10 years
- Land rehabilitation for redevelopment



HUMAN
CAPITAL

- Knowledge-based workforce
 - safe, healthy
 - representative of SA demographics
 - career, life skills development

GROUP KEY FEATURES AS AT 30 JUNE 2021



Revenue
R5 269.0m

26%
increase

Operating profit
R2 170.7m

39%
increase

Production
5 723kg

6%
rise

Headline earnings
R1 439.8m

127%
increase

Income tax: R452.1m

Pay as you earn (PAYE): R223.2m

All-in sustaining costs margin
of 31.8%

14th consecutive financial year of **dividend payment** of
40 cents per share declared as final cash dividend
(35 cents per share for FY2020)

19% increase in the average
Rand gold price received to
R917 995/kg (US\$1 854/oz)

Women in mining
Remained unchanged at **23%** of
total staff

Socio-economic development
spend of R48.9m
50% increase

Dust exceedances decreased to
0.3% of total number of
measurements

KEY FEATURES AS AT 30 JUNE 2021*

	Rm	US\$
Revenue	5 269.0	369.2
Operating profit	2 170.7	152.1
Equity	4 820.4	337.8
Capital expenditure	395.7	27.7
Free cash inflow	1 126.8	79.0
Borrowings	–	–
Social economic development spend	48.9	3.4
Income tax	452.1	31.7
Pay as you earn	223.2	15.6
Dividends received	76.1	5.3

* Translations at R14.27/\$1 as at 30 June 2021

Environmental value-add at a glance



R105m

Environmental spend 2021

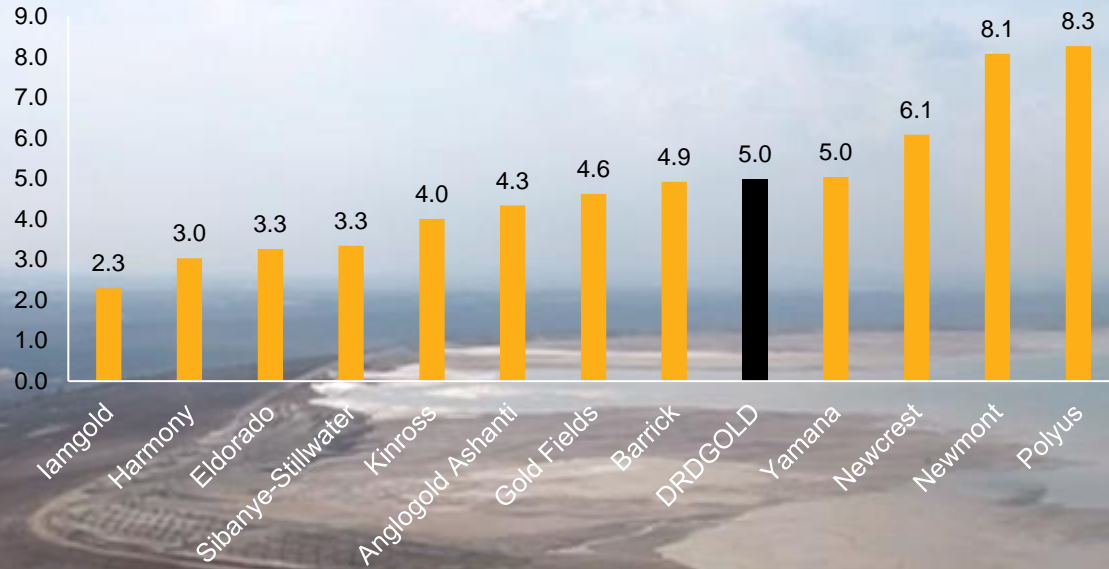
2020: R54.4m 2019: R45.8m

		2021	2020	2019
Hectares of TSFs vegetated	Ha	115.0	66	56
Electricity consumption	Mwh	381 707	350 914	392 007
Potable water consumption	Ml	2 968	2 659	2 732
Total carbon emissions	CO ₂ e (t)	412 145	372 025	416 324



EV/EBITDA

Source: MarketWatch as at 23 November 2021



SHARE PRICE

ZAR 14.67

USD 0.91

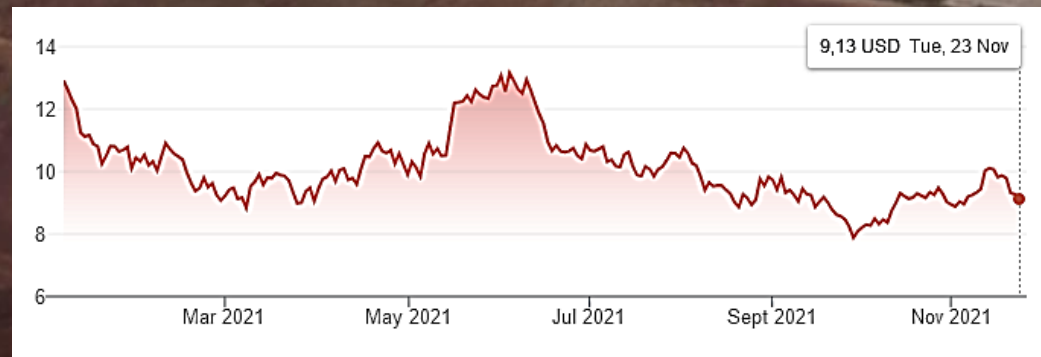
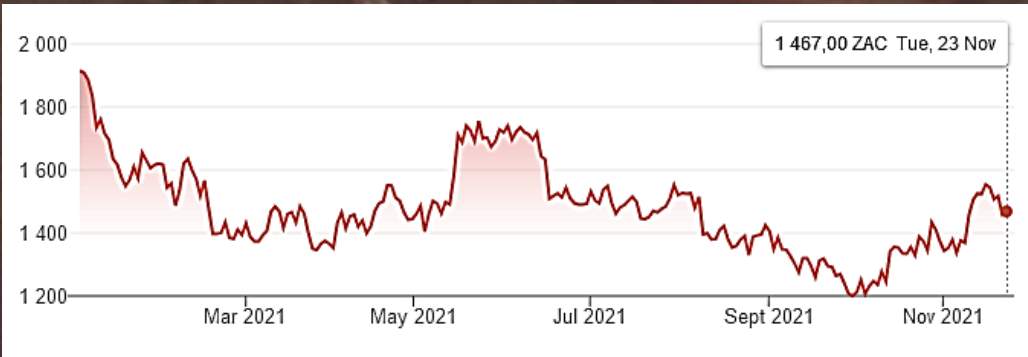
23 November 2021

RETURN ON CAPITAL EMPLOYED

DRDGOLD = 31.24%

S&P 500 Metals & Mining Industry Index = 21.18%

(source: www.marketwatch.com)

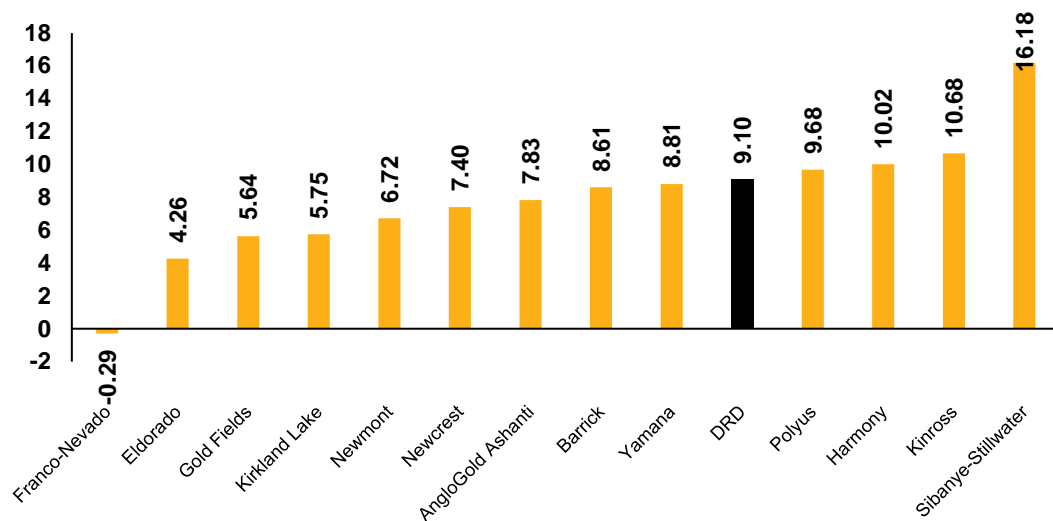


VALUATION METRICS* – DRDGOLD vs PEERS

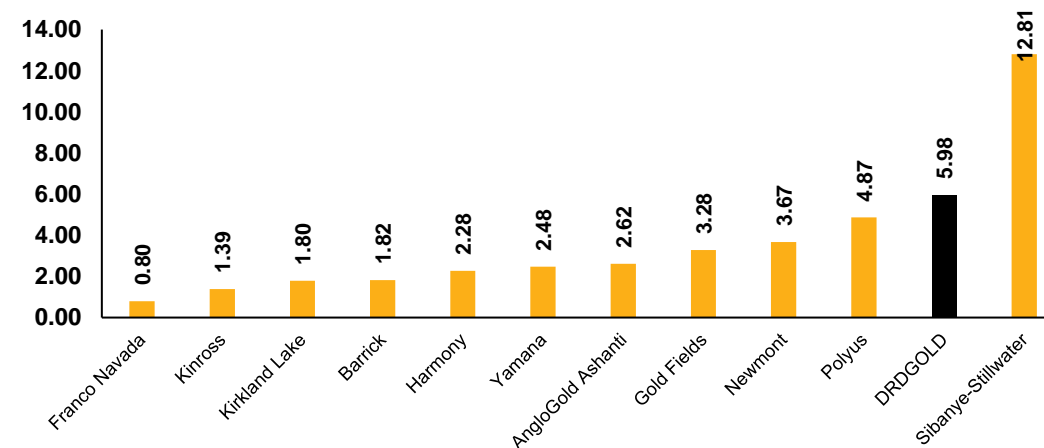
(*Latest available figures)



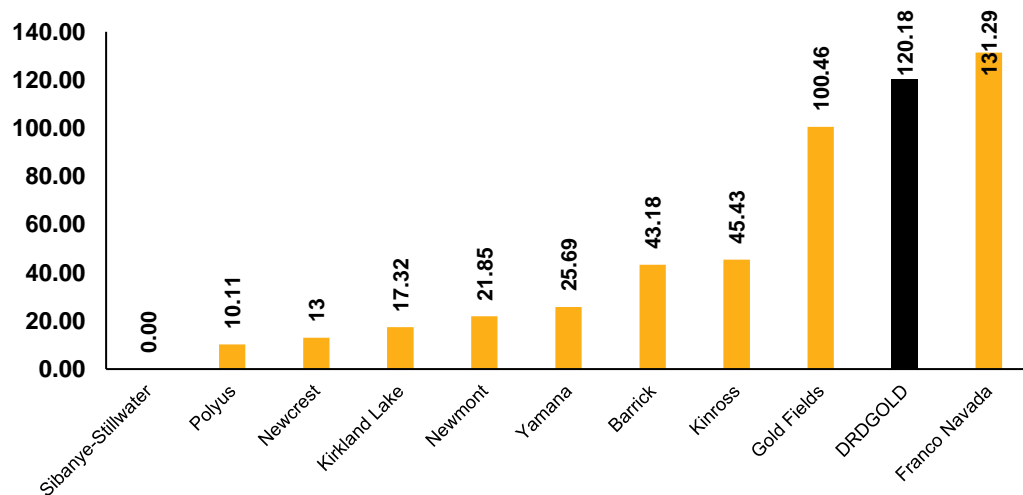
FCF yield (%) Source: Wallmine (quoting NSYE, TSX and OTC as at 23 November 2021; wallmine.com)



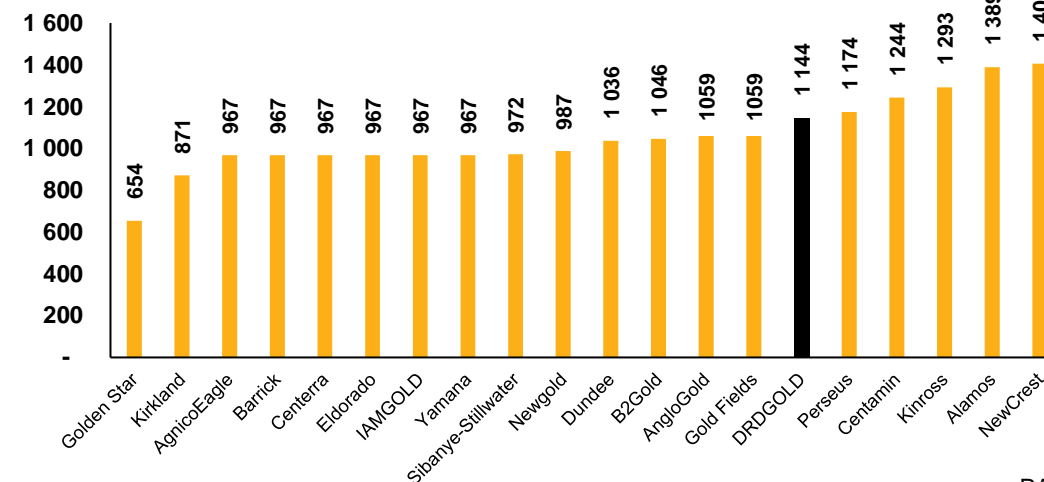
Dividend yield (%) Source: Wallmine (quoting NSYE, TSX and OTC as at 23 November 2021; wallmine.com)



Price to earnings (x) Source: Wallmine (quoting NSYE, TSX and OTC as at 23 November 2021; wallmine.com)



AISC (\$/oz) Source: Bloomberg; bloomberg.com



SNOWFLAKE ANALYSIS

Source: Simply Wall Street; www.simplywall.st as at 23 November 2021



Newmont
NYSE:NEM
US\$44.5b



Barrick Gold
TSX:ABX
CA\$45.6b



Gold Fields
JSE:GFI
R154.4b



Sibanye Stillwater
JSE:SSW
R143.7b

- A company's score out of five for each criterion determines size, shape and colour of Snowflake
- The greater the number of successful checks, the larger, rounder and greener the snowflake will be


Snowflake Analysis

Flawless balance sheet with outstanding track record and pays a dividend.


ESG



ENVIRONMENTAL



SOCIAL



GOVERNANCE

E

Our performance for the year ended 30 June 2021



12%

increase in
externally sourced
potable water



0.3%

dust emissions
exceedances



R105.0m

spent on
rehabilitation



115.0ha

tailings deposition
facilities vegetated



87.6ha

lodged with NNR
and awaiting
approval

TAILINGS MANAGEMENT

Independent
Tailings Review

Internal Tailings Performance Management System (TPMS) implemented for dedicated data collection, storage and processing. Ensures integrity of data for day-to-day management and oversight

Review of Historical Interferometric Synthetic Aperture Radar (InSAR) imagery for mapping ground deformation over large areas

Quarterly drone
surveillance

S Our performance for the year ended
30 June 2021

R48.9m

spent on socio-economic development, including through Broad-Based Livelihoods Programme and Merafong / Soweto / Ekurhuleni (MSE) initiative delivering COVID-19 relief to communities (R32.5 million spent in FY2020)

Safety performance
no fatalities

R12.0m

Employee training spend

TOTAL WOMEN
IN MINING **23%**

HDSAs **72%**

G


Our performance for the year ended
30 June 2021



International Integrated Reporting Council



Responsible Mining Principles





VALUE PROPOSITION

- Unlock value from broader group's non-core assets

CAPITAL INVESTMENT STRATEGY

- Solar energy for Ergo
- FWGR regional TSF
 - Far West Rand tailings retreatment consolidation
- Fine-tuning gold recovery at both Ergo and FWGR
 - look out for our Hot Button features on our website at www.drdgold.com

GROWTH PROSPECTS

- Alignment with Sibanye-Stillwater's pursuit of "green metals"
- we extract, from tailings, metals used for "green energy" generation, storage



GREEN miner,

producing GREEN metals, to generate GREEN energy,
to drive GREEN economies

ADDITIONAL INFORMATION

- **Trends**

- **Financial reviews**

- **COVID response**

- **FWGR Copper Elution Project**

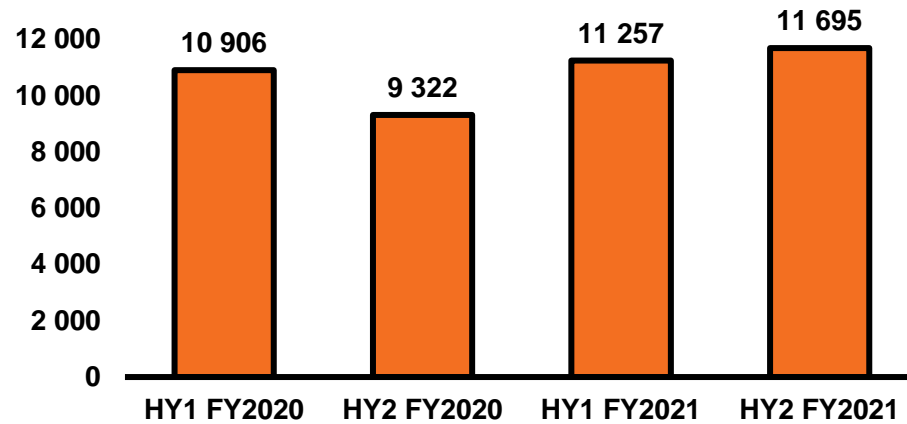
- **Hot button features**

- **Integrated reporting award**

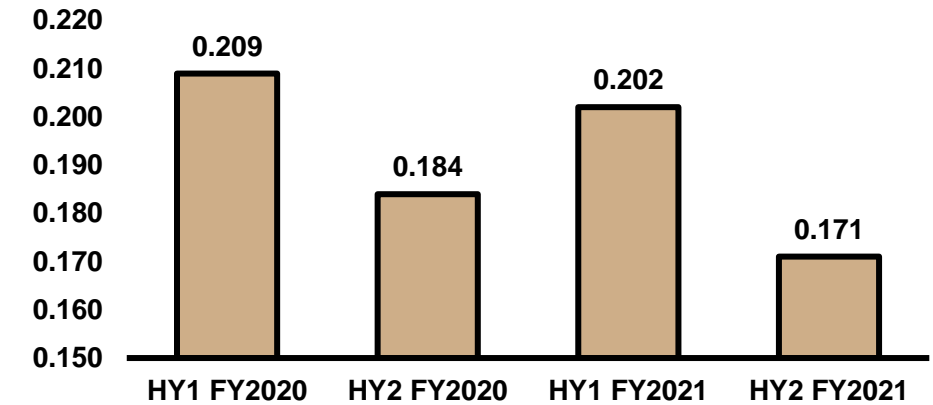
<https://www.drdgold.com/investors-and-media/presentations/2021>

ERGO OPERATING TRENDS

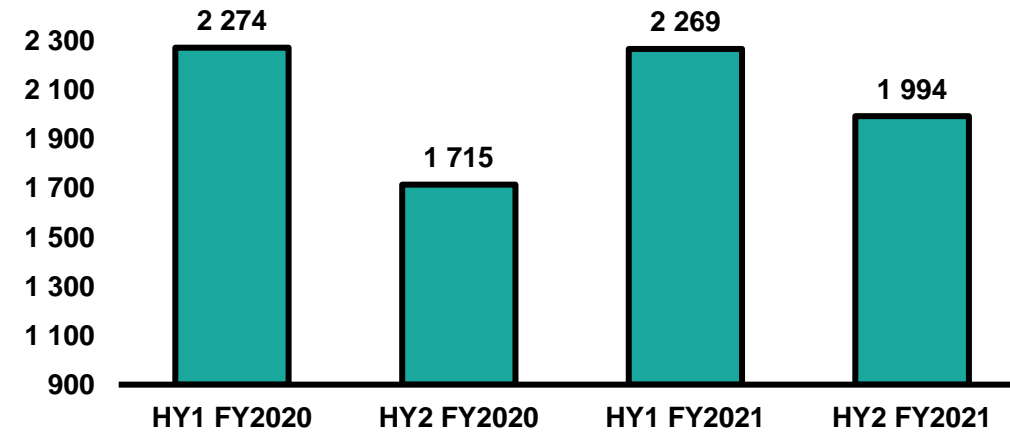
Volume (000t)



Yield (g/t)

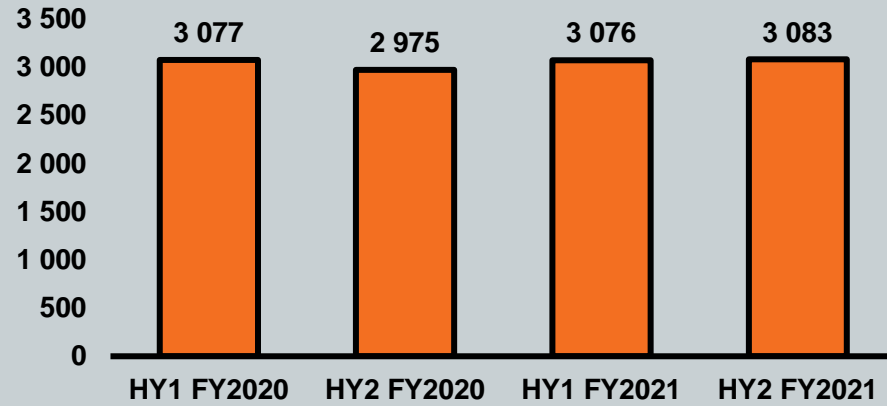


Production (kg)

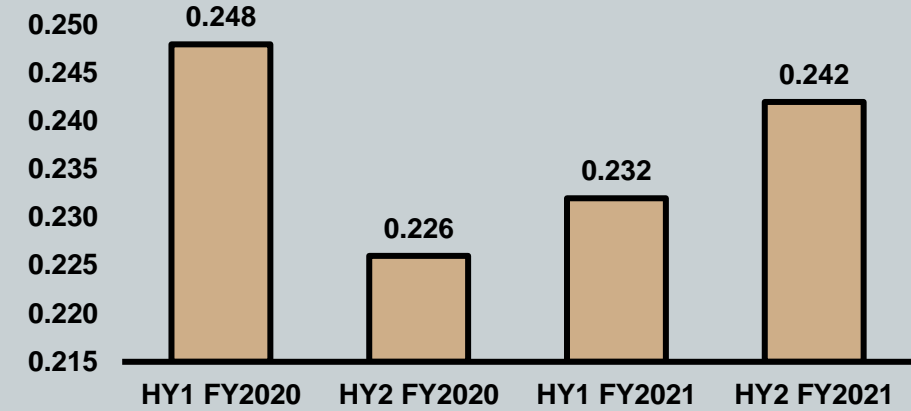


FWGR OPERATING TRENDS

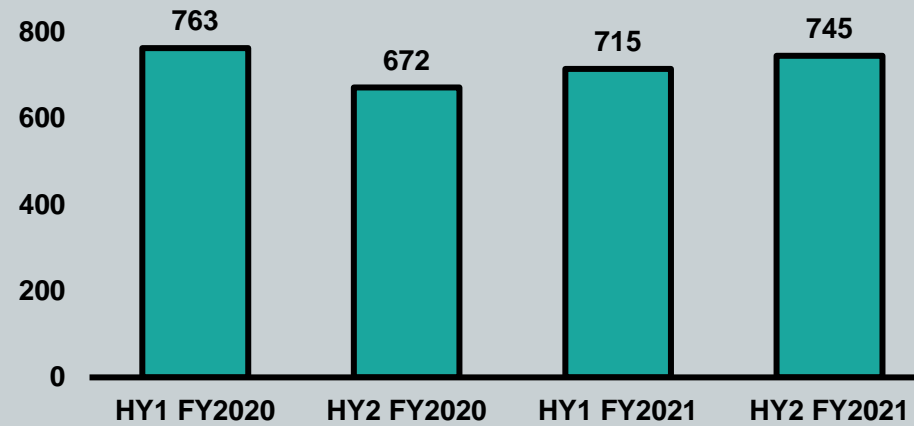
Volume (000t)



Yield (g/t)

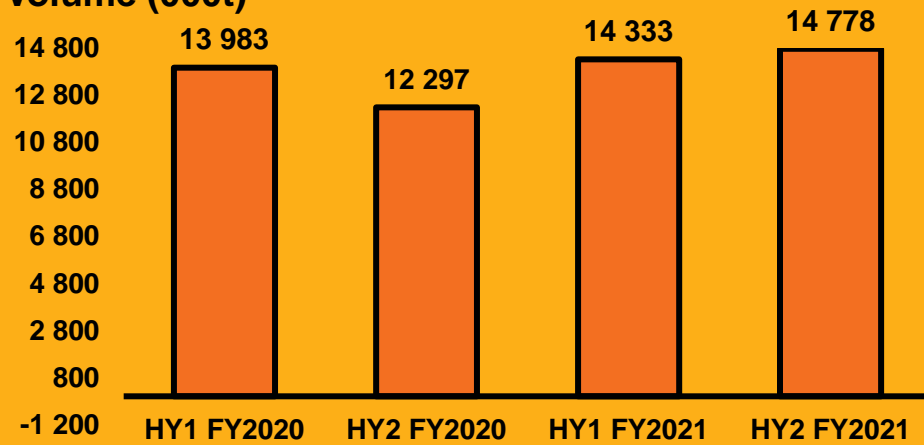


Production (kg)

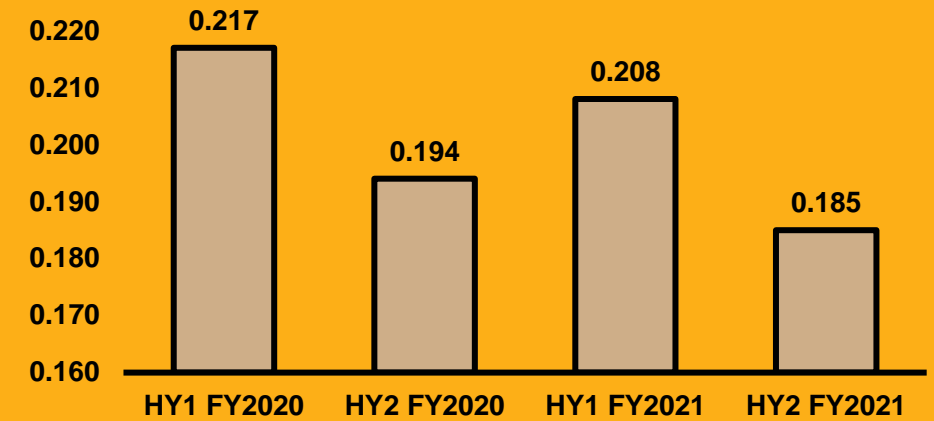


GROUP OPERATING TRENDS

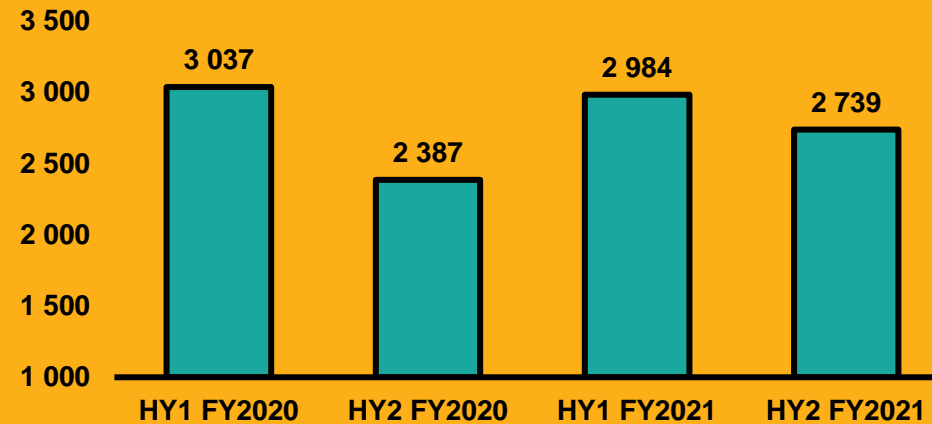
Volume (000t)



Yield (g/t)

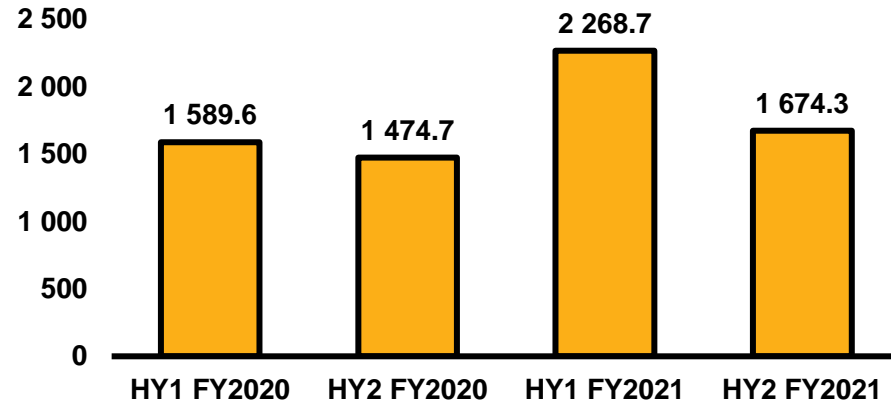


Production (kg)

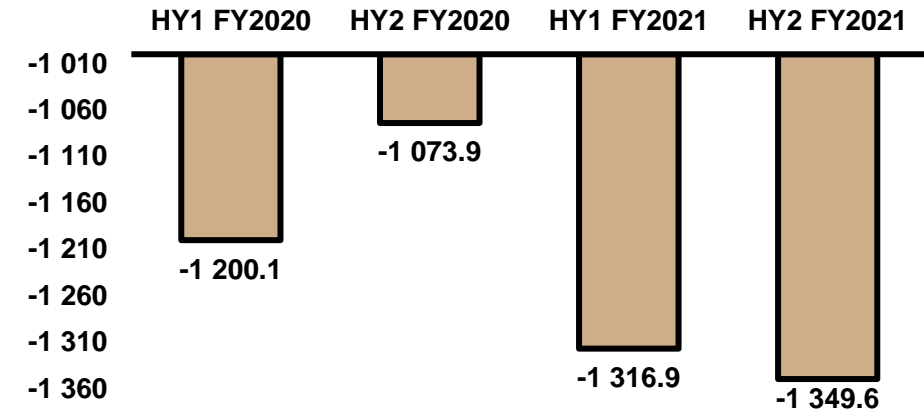


ERGO FINANCIAL RESULTS

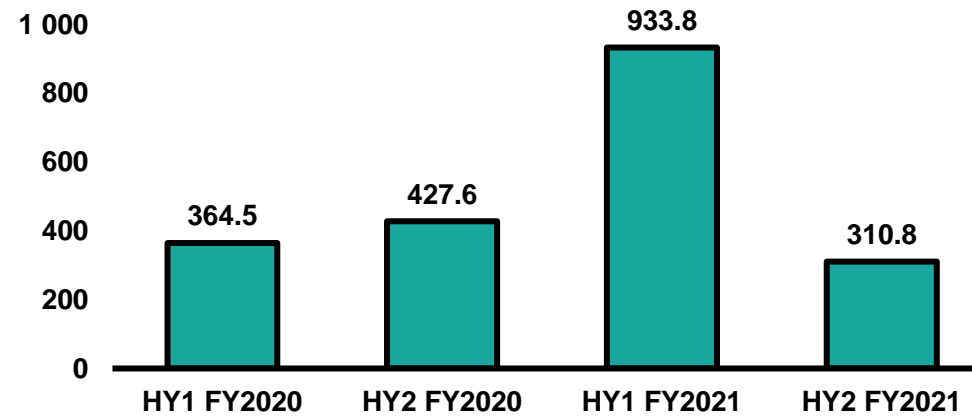
Revenue (Rm)



Cash operating costs (Rm)



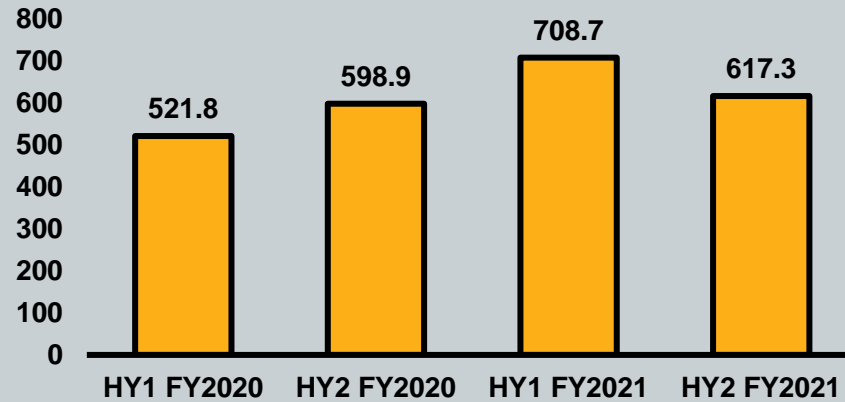
Operating profit (Rm)



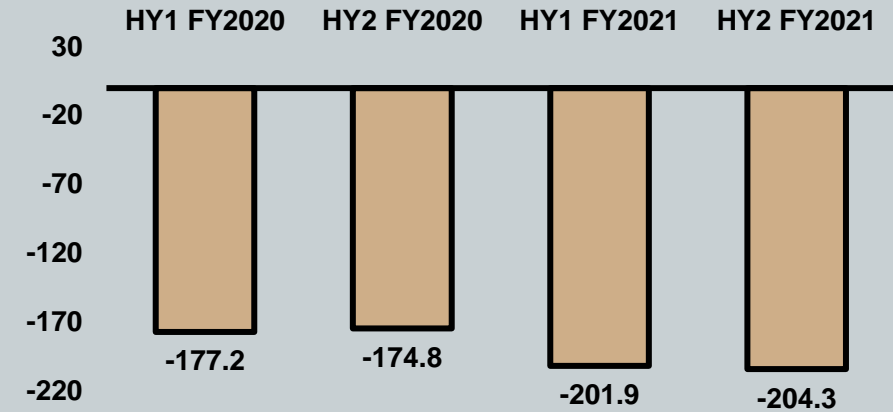
FWGR FINANCIAL RESULTS



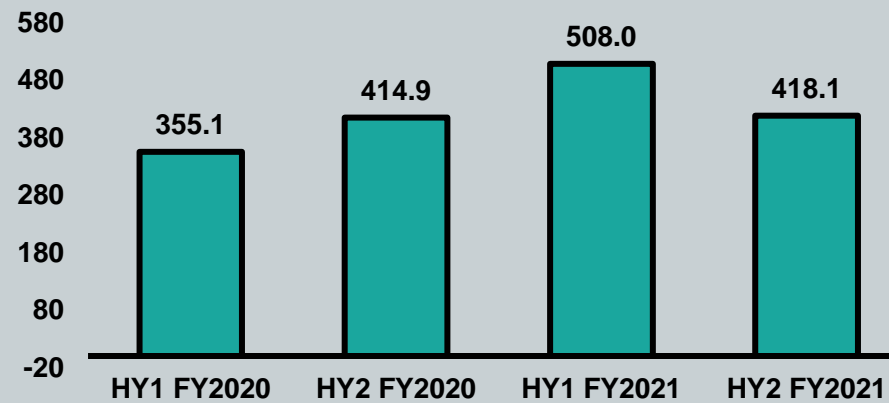
Revenue (Rm)



Cash operating costs (Rm)

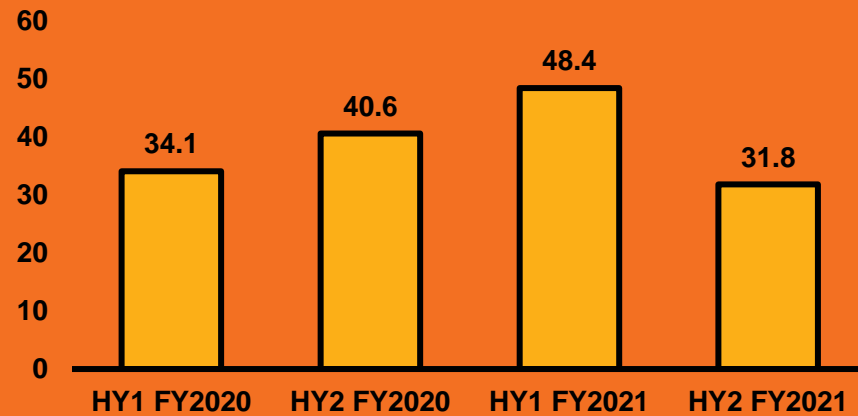


Operating profit (Rm)

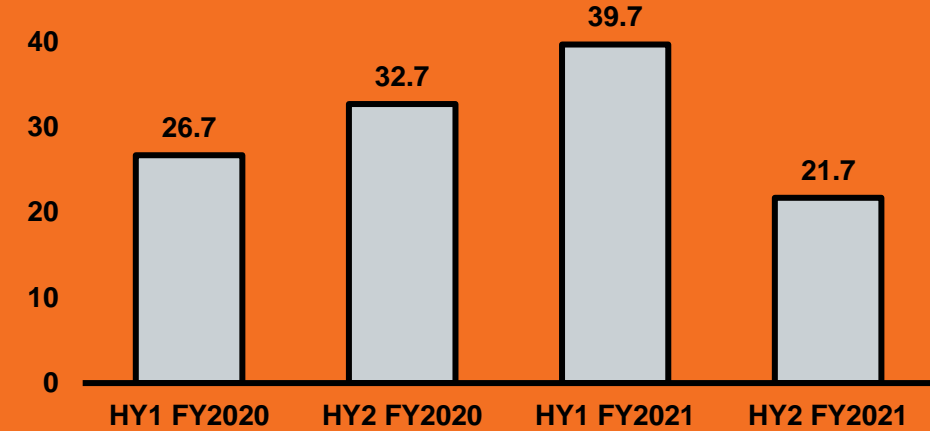


GROUP FINANCIAL TRENDS

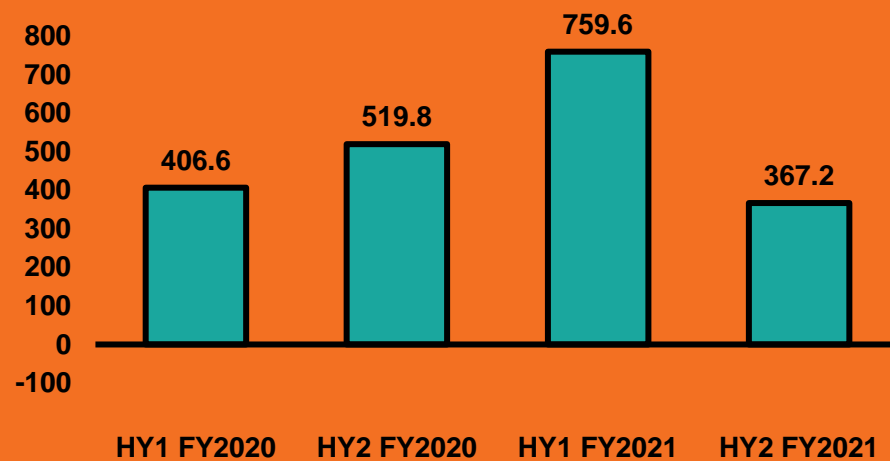
Operating margin (%)



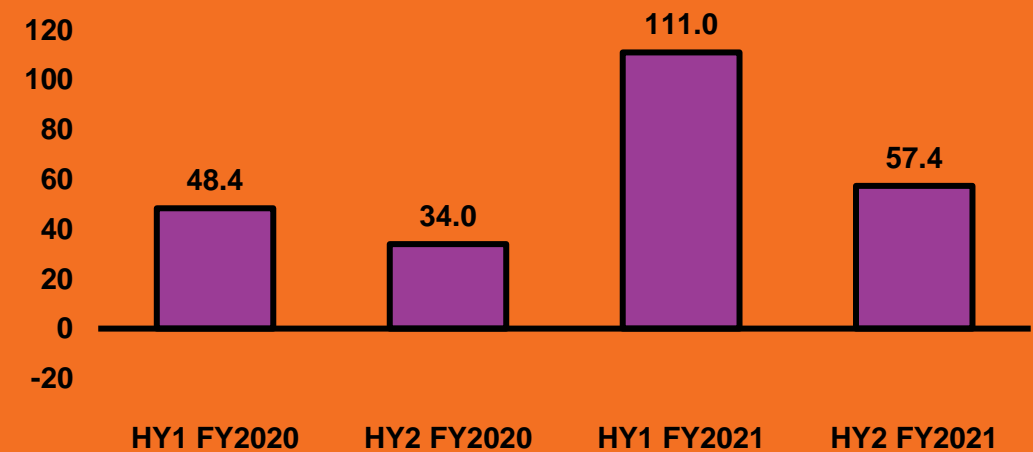
All-in sustaining costs margin (%)



Free cash flow (Rm)



HEPS (cents per share)



FINANCIAL REVIEW: STATEMENT OF PROFIT OR LOSS



FOR THE YEAR ENDED 30 JUNE 2021

	Year to 30 June 2021 Rm	Year to 30 June 2020 Rm
Revenue	5 269.0	4 185.0
Cost of sales	(3 388.2)	(2 937.9)
Gross profit from operating activities	1 880.8	1 247.1
Other income	0.1	0.7
Administration expenses and other costs	(64.0)	(309.9)
Administration expenses and other costs excluding share-based payment expense	(92.3)	(85.8)
Share-based payment expense	28.3	(224.1)
Results from operating activities	1 816.9	937.9
Finance income	216.2	109.8
Finance expenses	(69.5)	(68.8)
Profit before tax	1 963.6	978.9
Income tax	(523.7)	(343.9)
Profit for the year	1 439.9	635.0

FINANCIAL REVIEW: STATEMENT OF FINANCIAL POSITION



AS AT 30 JUNE 2021

	As at 30 June 2021 Rm	As at 30 June 2020 Rm
Property, plant and equipment	2 809.7	2 621.1
Non-current investments and other assets	859.8	856.3
Deferred tax assets	5.8	8.0
Cash and cash equivalents	2 180.0	1 715.1
Other current assets	492.7	474.7
Total assets	6 348.0	5 675.2
Equity	4 820.4	4 040.2
Provision for environmental rehabilitation	570.8	568.9
Deferred tax liability	377.1	273.1
Other non-current liabilities	48.2	47.1
Current liabilities	531.5	745.9
Total equity and liabilities	6 348.0	5 675.2
Current ratio	5.0	2.9

FINANCIAL REVIEW: STATEMENT OF CASH FLOWS



FOR THE YEAR ENDED 30 JUNE 2021

	Year to 30 June 2021 Rm	Year to 30 June 2020 Rm
Net cash inflow from operating activities	1 573.4	1 128.9
Cash generated by operations	1 851.0	1 309.6
Interest and dividends received	182.0	68.1
Interest paid	(7.5)	(8.7)
Income tax paid	(452.1)	(240.1)
Net cash outflow from investing activities	(446.6)	(202.5)
Acquisition of property, plant and equipment	(395.7)	(181.1)
Proceeds on disposal of property, plant and equipment	0.1	0.7
Environmental rehabilitation payments	(51.0)	(22.1)
Net cash flow from financing activities	(653.5)	509.2
Proceeds from share issue net of share issue expenses	-	1 085.1
Dividends paid on ordinary share capital	(640.9)	(564.5)
Repayment of lease liabilities	(11.6)	(11.4)
Initial fees paid	(1.0)	-
Increase in cash and cash equivalents	473.3	1 435.6
Effect of foreign exchange rate fluctuations on cash held	(8.4)	-
Opening cash and cash equivalents	1 715.1	279.5
Closing cash and cash equivalents	2 180.0	1 715.1

RESPONSE TO COVID-19



South Africa moves to lockdown level 2

- health and safety precautions remain in place
- 1.9% of workforce tested positive
- 3 cases out of 52 still active
- no fatalities

South Africa returns to adjusted level 3 lockdown

- operations proceed with continued caution. Total 237 COVID-19 tests conducted to 31 December 2020

South Africa returns to adjusted lockdown level 4 as 3rd wave rises

- operations remain at full production

South Africa returns to adjusted lockdown level 1 as 3rd wave subsides

- operations remain at full production

1 June
2020

18 August
2020

21 September
2020

28 December
2020

28 June
2021

03 October
2021

South Africa moves to lockdown level 3

- underground mining resumes at 100% of capacity
- health and safety precautions remain in place
- strong balance sheet allows for continued caution

South Africa moves to lockdown level 1

- operations back at full production
- health and safety precautions remain in place
- 2.1% of workforce tested positive
- 4 cases out of 54 still active
- no fatalities

DRDGOLD application to DoH as vaccination site pending approval

- Phase 2 vaccination campaign underway nationally

BEYOND OUR GATES



The MSE Initiative
Support for 6 264 families
in need



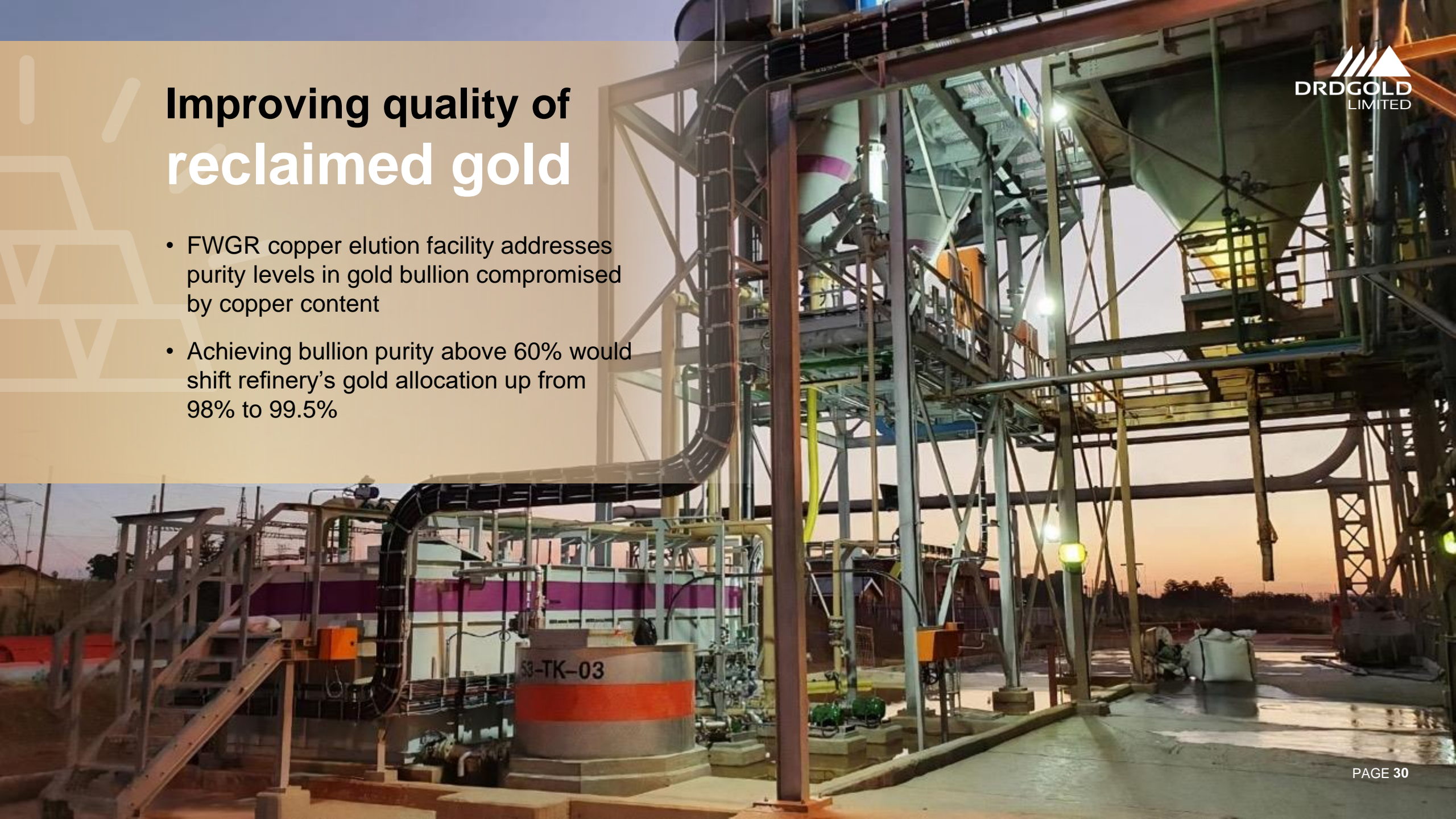
Participants in the **Broad Based Livelihoods** Programme learn how to preserve their excess produce.



Awards of Appreciation from City of Johannesburg and social partners for MSE Relief efforts

Improving quality of reclaimed gold

- FWGR copper elution facility addresses purity levels in gold bullion compromised by copper content
- Achieving bullion purity above 60% would shift refinery's gold allocation up from 98% to 99.5%





HOT BUTTON FEATURE NO 2



DRDGOLD's Ergo cleans up: sustaining reclamation, liberating land for sustainable use

- Ergo begun reclamation – at R3.8 million set-up cost – of the 2.7Mt 4L25 mine dump
- Integral to sustaining production at Ergo and would free up a considerable land patch
- The dump is less than 5km from Johannesburg's CBD, near Ergo's City Deep milling and pumping plant
- With an average grade of 0.308g/t, the 4L25 dump is estimated to contain some 850kg of gold



HOT BUTTON FEATURE NO 2

DRDGOLD'S ERGO CLEANS UP: SUSTAINING RECLAMATION, LIBERATING LAND FOR SUSTAINABLE USE

AUGUST 2021

DRDGOLD subsidiary Ergo Mining (Pty) Limited has begun reclamation – at a R3.8 million set-up cost – of the 2.7Mt 4L25 mine dump.

The mine dump is situated within the 4L25 reclamation area, one of the 'one' four downstream Johannesburg central business district in the vicinity of Ergo's City Deep milling and pumping plant.

This area, characterised by its steep slope, is a challenging place to mine. The former 4L25 dump is a 4L25 mine dump, one of the four downstream Johannesburg central business district in the vicinity of Ergo's City Deep milling and pumping plant.

With an average grade of 0.308g/t, the 4L25 dump is estimated to contain some 850kg of gold.

4.7m³ of material will be removed at a rate of up to 500,000t per year over a period of 10 to 12 months with equipment. The equipment will be used to remove the material from the dump, which is currently being used for the 4L25 mine dump. The material will be removed at a rate of up to 500,000t per year over a period of 10 to 12 months with equipment. The equipment will be used to remove the material from the dump, which is currently being used for the 4L25 mine dump.

4.7m³ of material will be removed at a rate of up to 500,000t per year over a period of 10 to 12 months with equipment. The equipment will be used to remove the material from the dump, which is currently being used for the 4L25 mine dump.

DRDGOLD subsidiary Ergo Mining (Pty) Limited has begun reclamation – at a R3.8 million set-up cost – of the 2.7Mt 4L25 mine dump.

4L25 mine dump



DRDGOLD subsidiary Ergo Mining (Pty) Limited has begun reclamation – at a R3.8 million set-up cost – of the 2.7Mt 4L25 mine dump.

4L25 mine dump

REVERSING GOLD MINING'S ENVIRONMENTAL IMPACT

Besides sustaining City Deep's production for longer, 4L25's reclamation forms part of the extensive rehabilitation programme DRDGOLD is executing under its "rolling back gold mining's environmental legacy" banner. The partially reclaimed dump will now be removed completely to liberate some 37ha of land for rehabilitation and sustainable land use.

Further, eroded material from other clean-up sites will be enclosed and trucked to the 4L25 site, and the newly installed pumping and piping infrastructure there will also relay this to the heap-pan plant for processing. Additional land will be cleared for rehabilitation and sustainable land use from this exercise.

Construction commenced



ABOUT ERGO:

Established in Bulgaria by Ergo America in the 1970s, Ergo was used then to recover gold from low-grade ore. The method is a two-stage process, with the first stage recovering hundreds of tonnes of gold from the ore. The second stage recovers thousands of kilograms of gold that would otherwise likely never have been recovered. Years of advanced research have been invested for thousands of stakeholders.

In FY2020, Ergo had a 3.73Moz reserve and a 7.75Moz resource. In the last reported period, the six months to 31 December 2020, Ergo realised 1.3Moz at an average yield of 0.202g/t to produce 2.28Moz of gold at a cash operating cost of R581/602/lb. The average gold price received was R186/946/kg, yielding a margin of more than 40%. In the period, R15.4 million was spent on rehabilitation at Ergo.

CONTACT DETAILS:

DRDGOLD corporate office
 21st and 22nd Floor
 171-181st Avenue and Morris's Margaret Road
 Grand View, Building 17, Grand View
 Johannesburg, Pretoria, 1999
 Tel: +27 (0)11 751 2000
 Fax: +27 (0)11 524 3000
www.drdgold.com



HOT BUTTON FEATURE NO 3

FWGR converts to closed circuit slimes milling for finer grind, more gold

- FWGR nearing completion of a R80 million project to convert its Driefontein No. 2 Plant to closed circuit slimes milling
- Key objectives being to achieve a finer grind and thus improved gold recovery
- Enhanced leaching conditions, lower maintenance costs and higher water storage capacity in the current thickeners
- Construction is on schedule, with the thickener steelwork being erected and modifications to the cyclone circuit or classification circuit

HOT BUTTON FEATURE NO 3

FWGR CONVERTS TO CLOSED CIRCUIT SLIMES MILLING FOR FINER GRIND, MORE GOLD

SEPTEMBER 2021

The Far West Gold Recoveries (FWGR) surface retreatment operation of DRD GOLD Limited, near Carletonville in South Africa's Gauteng Province, is nearing completion of an R80 million project to convert its Driefontein No 2 Plant (DP2) to closed circuit slimes milling, the key objectives being to achieve a finer grind and thus improved gold recovery.

Additional benefits expected from the conversion include enhanced leaching conditions, lower maintenance costs and higher water storage capacity in the current thickeners.

Construction is on schedule, with the thickener steelwork being erected and modifications to the cyclone circuit or classification circuit. Commissioning is expected in November 2021.

Prior to its acquisition, D2 treated 180 000 tons per month of waste rock. Post-acquisition, the plant was converted from closed-circuit hard rock milling to three-stage cycloning milling, in an open circuit configuration, which targets only the coarse fractions in the reclaimed slimes from the Driefontein No 2 Dam.

The open circuit configuration was used due to the limited discharge capacity of the original circuit, the need for a bank density of around 1.45, and to contain capital expenditure.

Post commissioning and optimisation of the mill, improved gold recoveries of between 60% and 65% were achieved but fell short of recoveries of more than 50% which had been indicated from laboratory test work.

DRD GOLD / HOT BUTTON FEATURE NO 3 / PAGE 1

Figure 4: Excavating

Figure 5: Foundations completed

Figure 6: Fabrication begins

As part of the previously announced second phase of the development of FWGR, the regional processing facility will also employ closed circuit milling. This was part of the intention to convert the current circuit into closed circuit milling to align the test. This will ensure that higher grade, coarser particles don't get just a single pass through the mill but multiple passes until fine.

The conversion to closed circuit milling entails replacing the two tertiary cyclones with a cyclone cluster that will classify the mill discharge together with the primary and secondary cyclone overflow.

The coarse cluster underflow will report back to the mill and the fine cyclone overflow to a new 45 metre diameter high rate thickener. The new thickener is required to adjust the slurry density to 1.45 for treatment in the carbon in leach plant.

CONTACT DETAILS

DRD GOLD corporate office
 Corporate Office Park
 Off 14th Avenue and Hendrik Potgieter Road
 Ground Floor, Building 17, Ground Floor
 Sandton Park, 1701
 Tel: +27 (0)11 470 2400
 Fax: +27 (0)11 526 5361
www.drdgold.com

DRD GOLD / HOT BUTTON FEATURE NO 3 / PAGE 2



DRDGOLD INTEGRATED REPORTING RANKS “EXCELLENT” IN THE EY EXCELLENCE IN INTEGRATED REPORTING AWARDS 2021



SEPTEMBER 2021

DRDGOLD LIMITED

DRDGOLD RANKED IN THE “EXCELLENT”

category in the EY Excellence in Integrated Reporting Awards 2021

DRDGOLD was one of 24 companies ranked in the “Excellent” category for the 2020 reporting cycle in the EY Excellence in Integrated Reporting Awards 2021. The Company was particularly commended for the presentation and review of the risks and opportunities in the Annual Integrated Report 2020 (page 32-39).

The Sibanye-Stillwater Integrated Report 2020 was also ranked “Excellent” and was applauded for its financial report and commentary.

The EY Excellence in Integrated Reporting Awards are designed to benchmark standards of excellence in the quality of integrated reporting to investors and other stakeholders of top 100 JSE-listed companies, based on market capitalisation as at 31 December 2020.

“Excellent” and “Good” are awarded to entities that progressively achieve a higher level of adherence to the spirit of integrated reporting.

Read the full EY media release here: https://www.ey.com/en_za/press/2021/09/ey-announces-results-of-excellence-in-integrated-reporting-awards

View our Annual Integrated Report 2020 here: https://www.drdgold.com/assets/Investors_and_cred/annual-reports/2020/drdgold-integrated-report-2020.pdf

RISKS AND MITIGATIONS

RISKS AND MITIGATIONS

DRDGOLD was one of 24 companies ranked in the “Excellent” category for the 2020 reporting cycle in the EY Excellence in Integrated Reporting Awards 2021

Particularly commended for the presentation and review of the risks and opportunities in the Annual Integrated Report 2020



CONTACT DETAILS

Niël Pretorius, CEO**Riaan Davel, CFO**

Tel: +27 (0) 11 470 2600

Fax: +27 (0) 86 524 3061

Email: niel.pretorius@drdgold.com
riaan.davel@drdgold.com

Website: www.drdgold.com

Jane Kamau, investor relations

Email: jane@rasc.co.za

Registered office

Corporate Office Park
Cycad House, Building 17
Cnr 14th Ave / Hendrik
Potgieter Road
Weltevreden Park 1709
PO Box 390
Maraisburg 1700
South Africa

Shareholder data

(Incorporated in the Republic of South Africa)
Registration No.1895/000926/06
JSE share code: DRD
ISIN: ZAE 000058723
NYSE share code: DRD